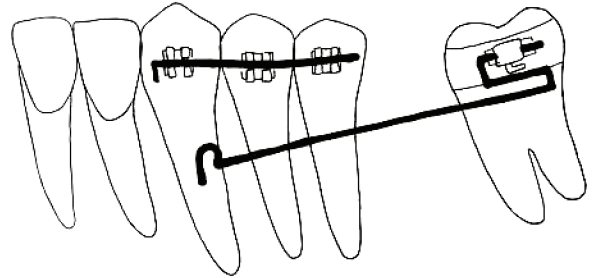


MOLAR UPRIGHTING STEPS

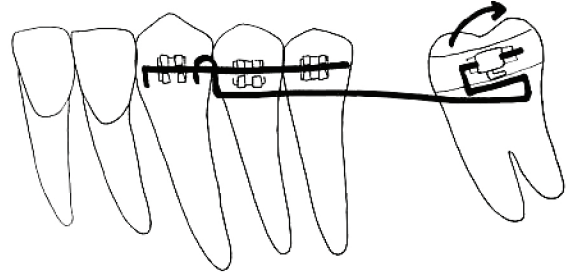
STEP 1: INITIAL INSERTION:

1. INSERT SEGMENTAL WIRE
2. INSERT UPRIGHTING WIRE INTO BUCCAL TUBE



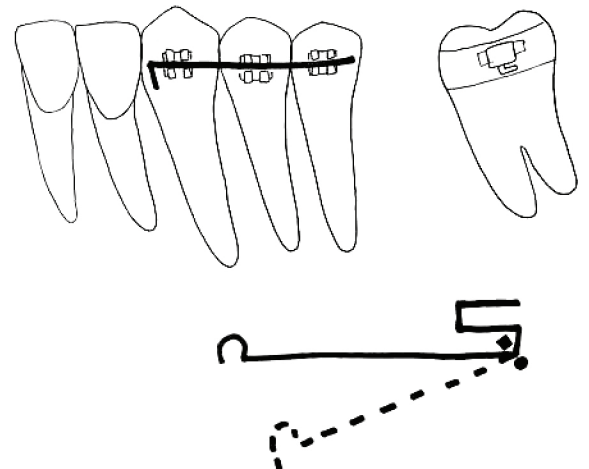
STEP 2: ENGAGE UPRIGHTING WIRE:

1. ACTIVATE WIRE BY LIFTING THE MESIAL END AND HOOKING IT ON THE SEGEMENTAL WIRE



STEP 3: RE-ACTIVATION:

1. REMOVE UPRIGHTING WIRE FROM THE MOUTH
2. USE A FLAT ON ROUND PLIER TO OPEN UP THE BEND AS SHOWN



**FOR ADDITIONAL QUESTIONS
PLEASE CALL 1-800-325-8921**